



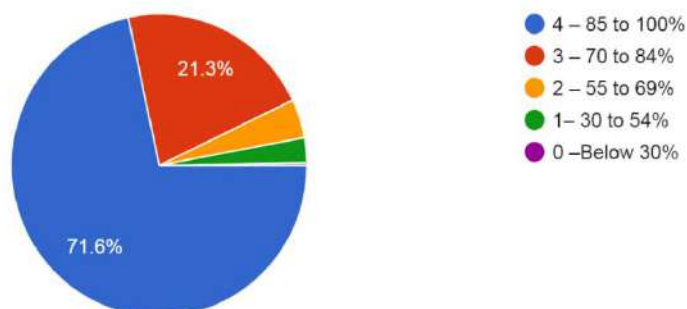
Report on Student Satisfaction Survey

For the NAAC AQAR (2024-2025) Student Satisfaction Survey (SSS) conducted among the students of the college through Google Form. The questionnaire has been framed based on NAAC guide lines. The questionnaire is based on the Likert Type scale to give responses on a scale of **0 – 4**. With **the most positive response being rated as 4**. And **most negative response rated as 0**. In Student Satisfaction Survey, 20 of the 21 questions are objective in nature, while 1 question is open ended to elicit observation and suggestions for improvement there by providing an opportunity to the student to give suggestions and criticism in their own words. The questionnaire consists of several facets of the teaching learning process. The result of the survey is based on the responses of **677 Students**.

The question wise outcome of the result is presented below:

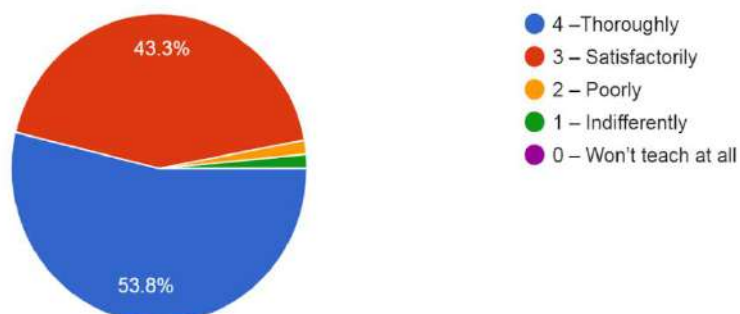
1. How much of the syllabus was covered in the class?

677 responses



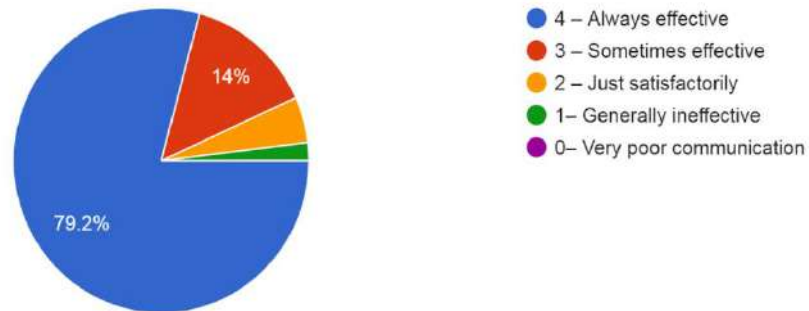
2. How well did the teachers prepare for the classes?

677 responses



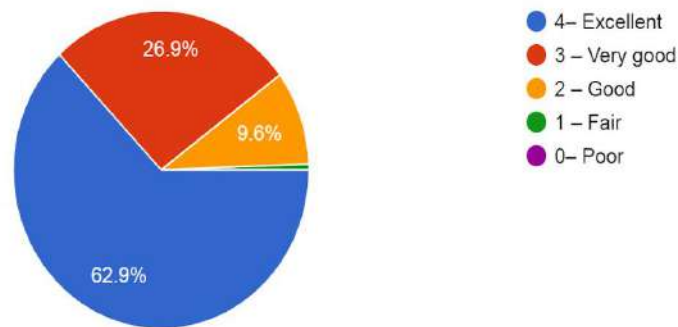
3. How well were the teachers able to communicate?

677 responses



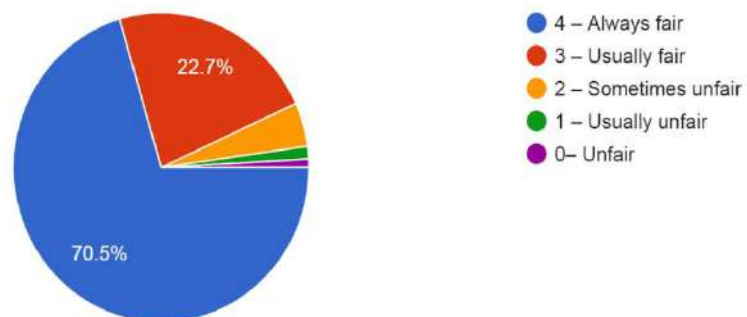
4. The teacher's approach to teaching can be described as

677 responses



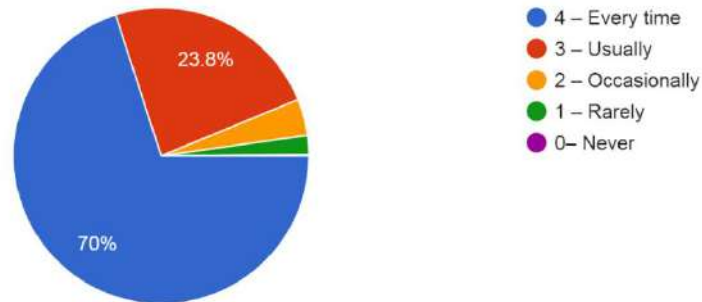
5. Fairness of the internal evaluation process by the teachers.

677 responses



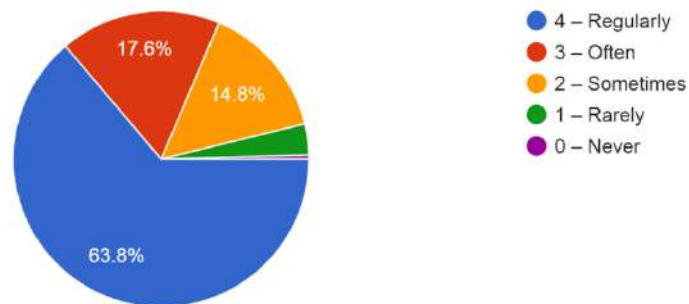
6. Was your performance in assignments discussed with you?

677 responses



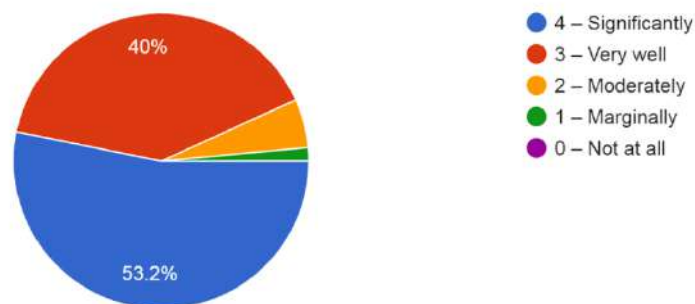
7. The institute takes active interest in promoting Internship, Industrial Visit, Field Visit opportunities for students.

677 responses



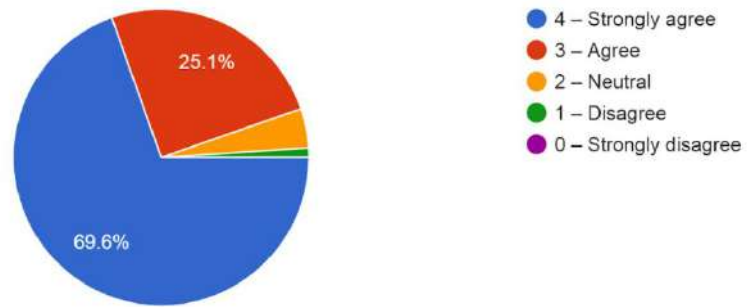
8. The teaching and mentoring process in your institution facilitates you in cognitive, social and emotional growth.

677 responses



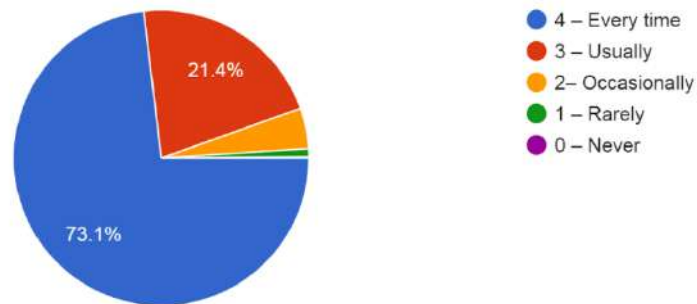
9. The institution provides multiple opportunities to learn and grow.

677 responses



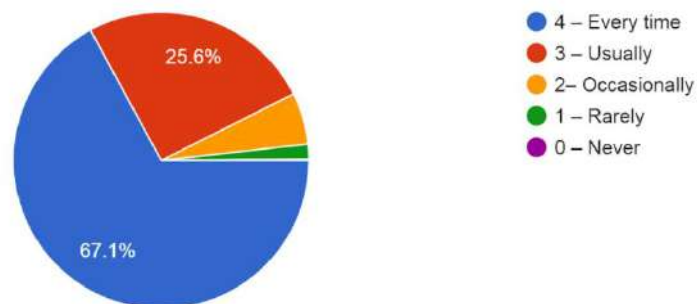
10. Teachers inform you about your expected competencies, course outcomes and programme outcomes.

677 responses



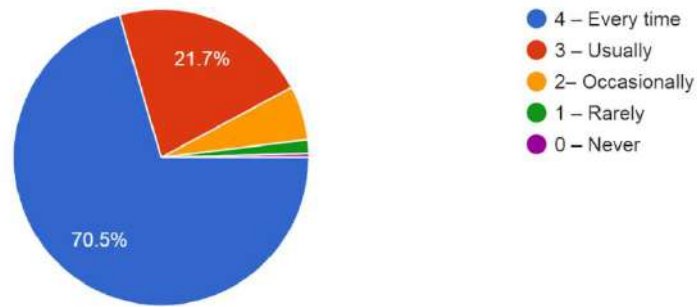
11. Your mentor does a necessary follow-up with an assigned task to you.

677 responses



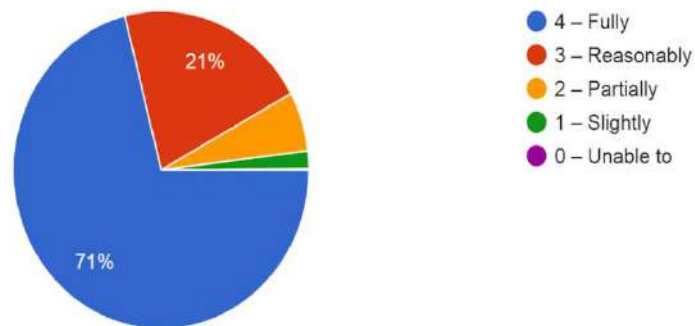
12. The teachers illustrate the concepts through examples and applications.

677 responses



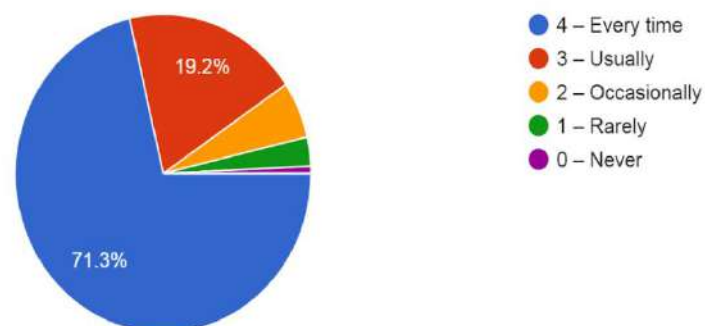
13. The teachers identify your strengths and encourage you with providing right level of challenges.

677 responses



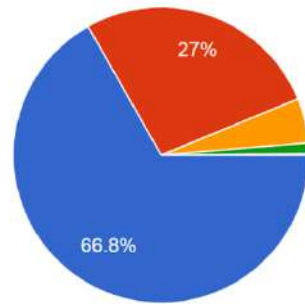
14. Teachers are able to identify your weaknesses and help you to overcome them.

677 responses



15. The institution makes effort to engage students in the monitoring, review and continuous quality improvement of teaching learning process.

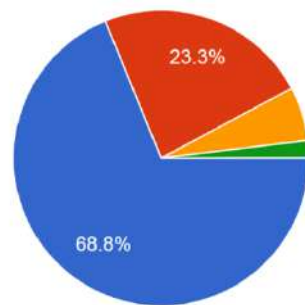
677 responses



- 4 - Strongly agree
- 3 - Agree
- 2 - Neutral
- 1 - Disagree
- 0 - Strongly disagree

16. The institute/ teachers use student Centric methods, such as experiential learning, participative learning and problem solving methodologies for enhancing learning experiences.

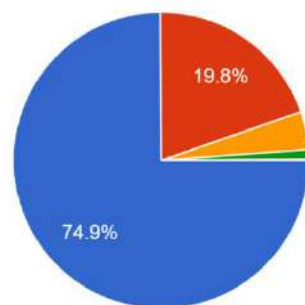
677 responses



- 4 - To a great extent
- 3 - Moderate
- 2 - Some what
- 1 - Very little
- 0 - Not at all

17. Teachers encourage you to participate in extracurricular activities.

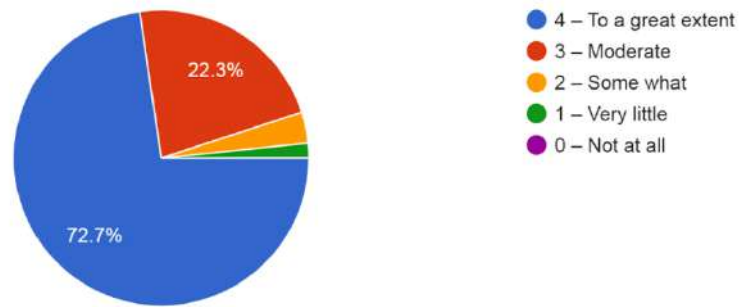
677 responses



- 4 - Strongly agree
- 3 - Agree
- 2 - Neutral
- 1 - Disagree
- 0 - Strongly disagree

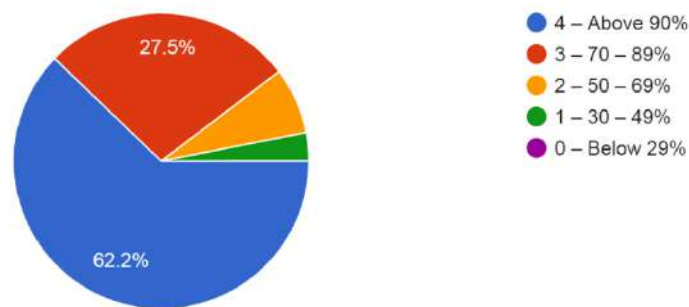
18. Efforts are made by the institute/ teachers to inculcate soft skills, life skills and employability skills to make you ready for the world of work.

677 responses



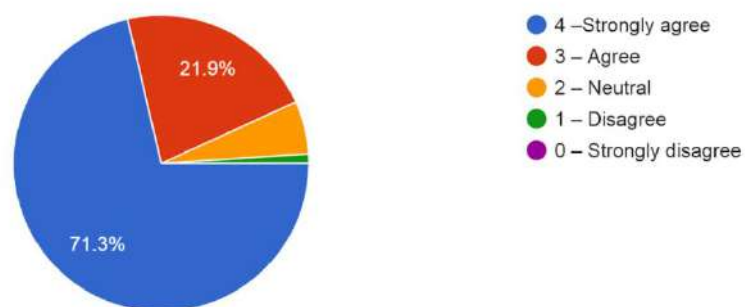
19. What percentage of teachers use ICT tools such as LCD Projector, Multimedia, etc. while teaching.

677 responses



20. The overall quality of teaching-learning process in college is very good.

677 responses

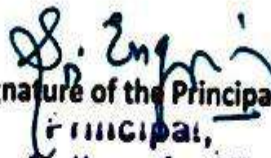


Conclusion:

The overall satisfaction level of the students about the facilities provided by the college is good. From the survey the percentage of students opted.

0 is	0.17%
1 is	1.73%
2 is	5.61%
3 is	24.27%
4 is	68.22%

Most of the participants responded that they are satisfied with the services rendered by the college. With the implementation of the improvement actions identified in this survey, we are expecting better results in the next year.


Signature of the Principal
Principal,
Anaya College for Women,
Kumbakonam - 612 001